

Tokyo Carbon Reporting Program

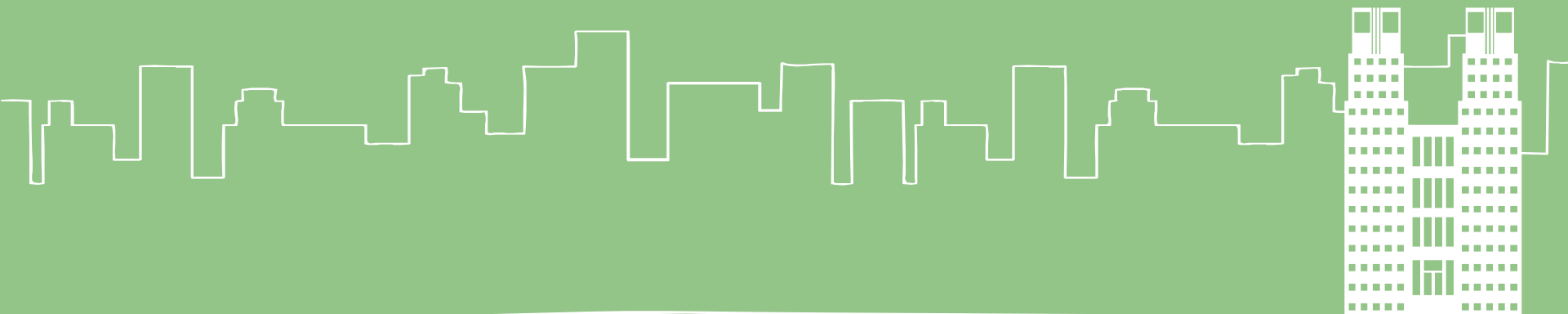
**Enhance climate actions
of small-and medium sized facilities**



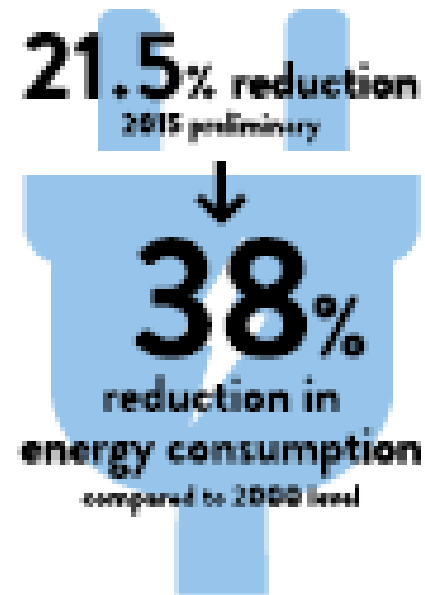

Climate Change & Energy Division
Bureau of Environment
Tokyo Metropolitan Government

Outline

- 1 . Why small and medium facilities?**
- 2 . Tokyo Carbon Reporting Program**
- 3 . TMG's efforts to support SMFs to reduce emissions with collected data**
- 4 . Lesson learned from the reporting scheme**



2030 GOALS



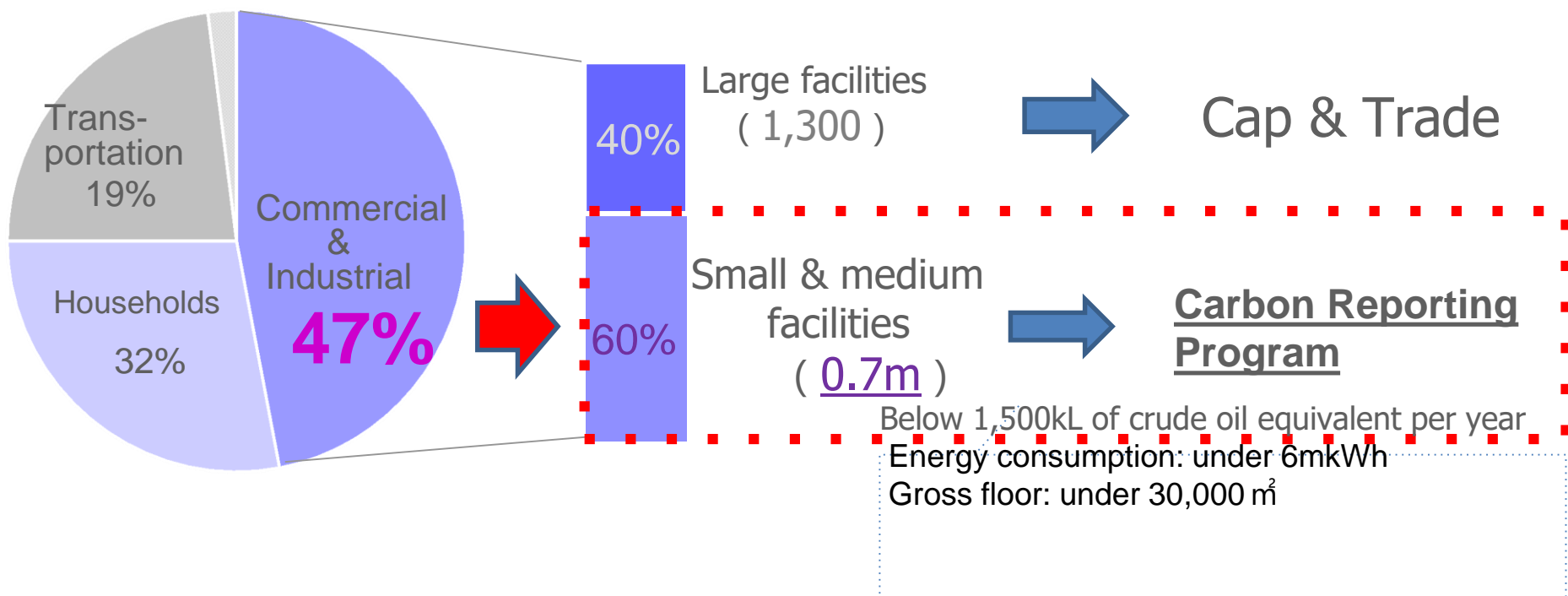
GHG Emissions **30%** below 2000 levels

Energy Consumption **38%** below 2000 levels



Why small and medium facilities?

62 mCO₂e (FY2014)



Carbon Reporting Program

Important steps to reduce energy consumption

- Understand energy consumption
- Set a target and take action
- Assess the effect of the climate actions

However, SMFs lack:

- understanding their environment performance
- staff dedicated to sustainability
- knowledge of how to save energy and improve efficiency



Carbon Reporting Program



Carbon Reporting Program



Report

The owners of SMFs report:

- total energy consumption in owned SMFs
- CO₂ emissions of each facility
- CO₂ reduction target of each
- climate actions of each



MRV

TMG and public funded corporations



Disclosure

Disclose on TMG's website:


- total CO₂ emissions for each SMF (t)
- CO₂ emissions (kg/m²)
- Climate actions of each facility




Covered Facilities

6.6 million facilities

Owned



Rented



Tenant

Mandatory reporting

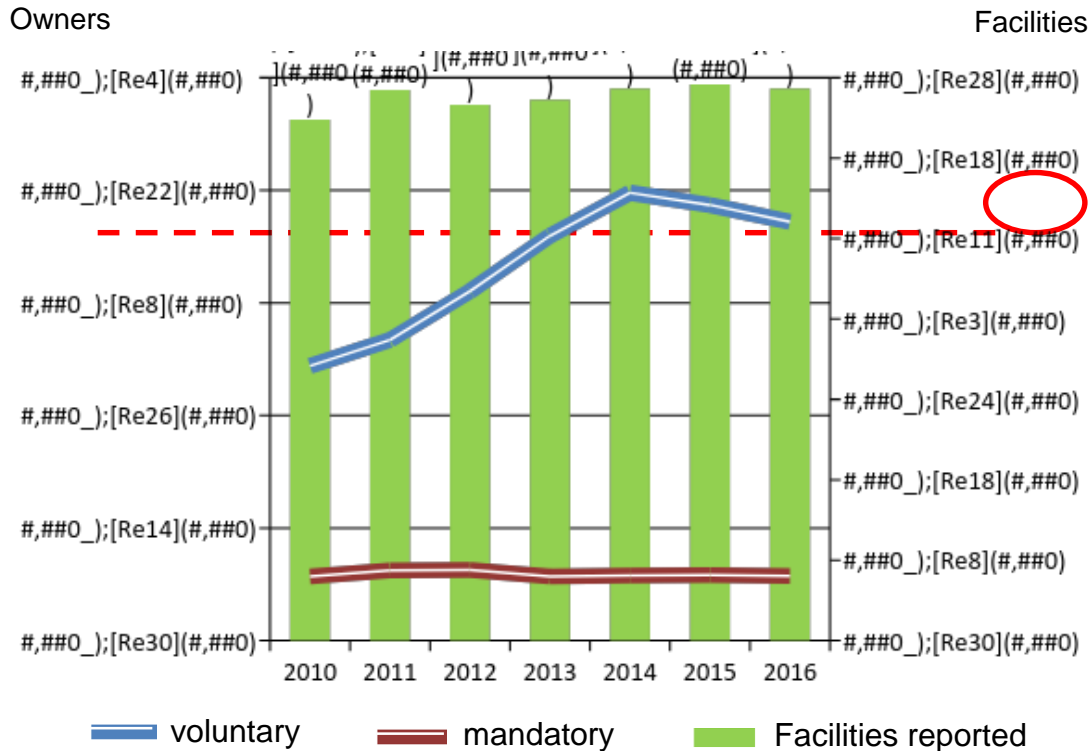
Above 3,000 kL

Voluntary reporting

Below 3,000 kL



Number of Submitted Reports



The number of reports submitted by March 2017

30,000 reports every year

- Increasing number of voluntary reports
- Enables TMG to analyse the trends



Incentives for SMFs

Detailed feedback and technical support

- Individual feedback
- Invitations to learning events

Official certification

- Helps to show its social responsibilities


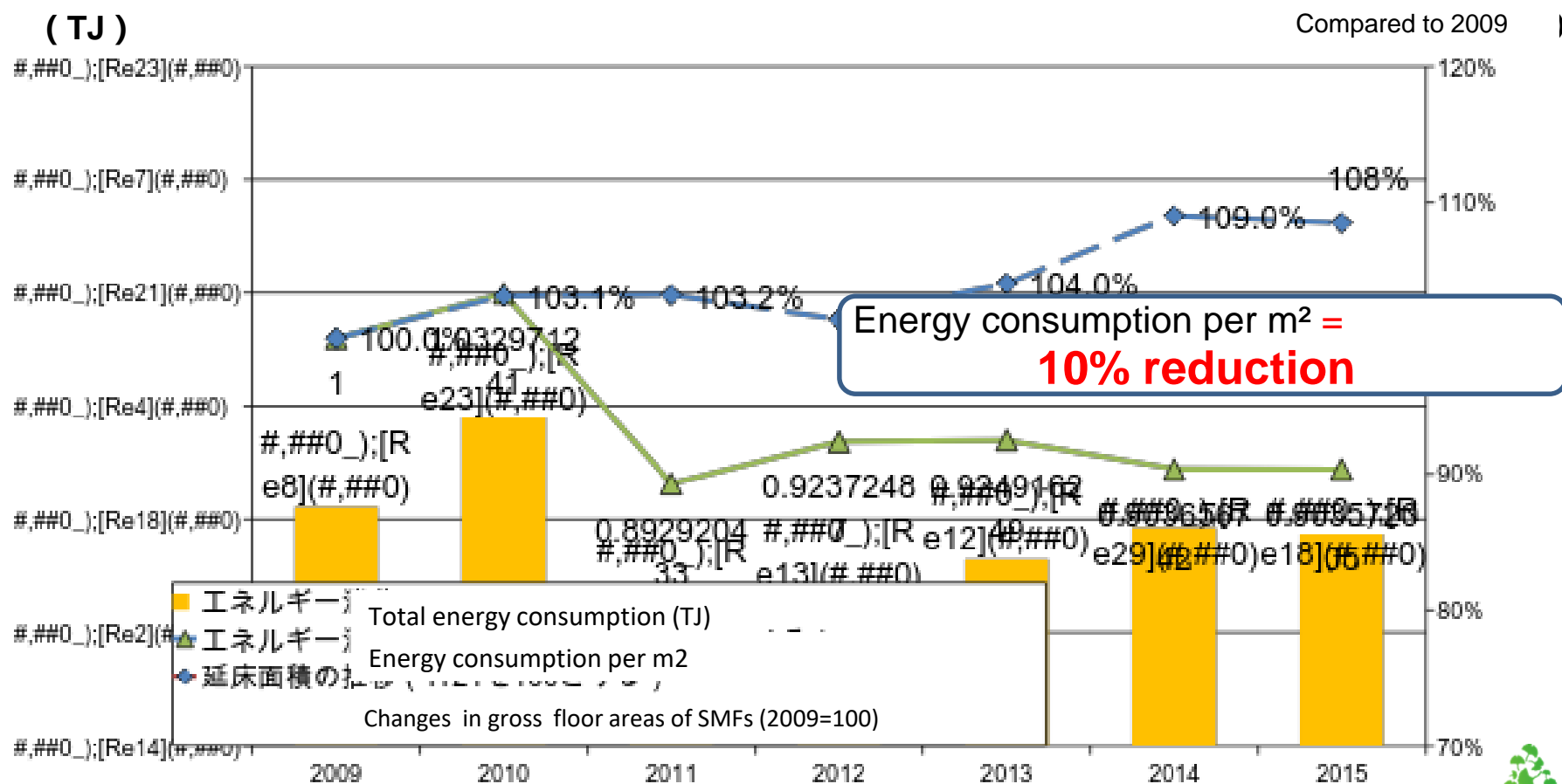
Financial incentives

- Tax exemption
- Subsidy for cost of green lease



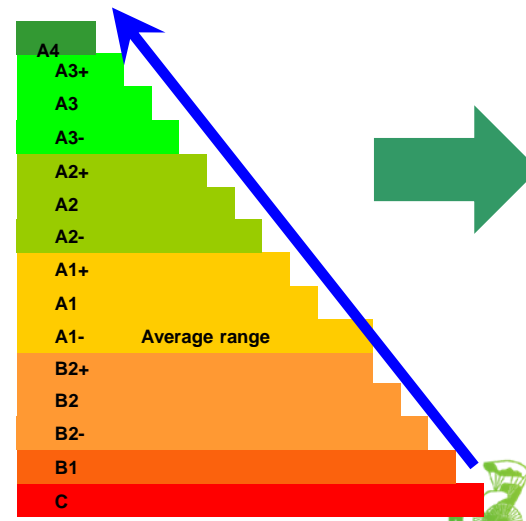
Outcome of the Reporting Program

Figure. Consumption in total and the consumption per m²



SMF Benchmarks and Individual Feedback

- ◆ Benchmarks developed for 30 different building usages
- ◆ Individual feedback report to compare average CO₂ emissions with their emissions

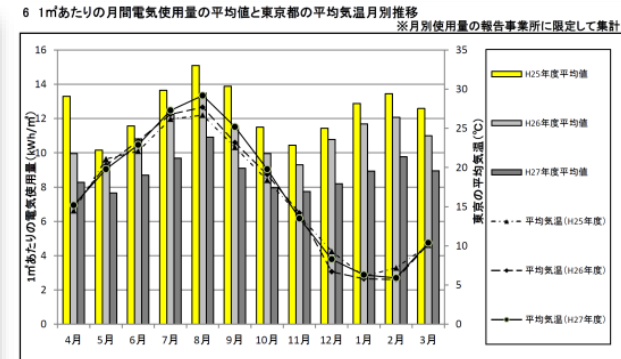
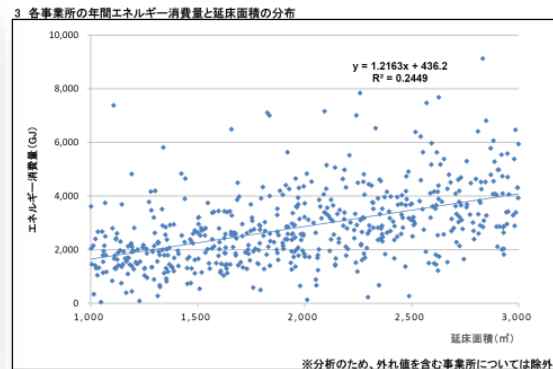


Motivate SMFs to be more sustainable



Learning Opportunities


- Seminar inviting SMFs to share:
 - analysis and insights from the collected data
 - best practices



- Expert advice
 - Proposing ways to further energy reductions
 - Cost & efficacy analysis

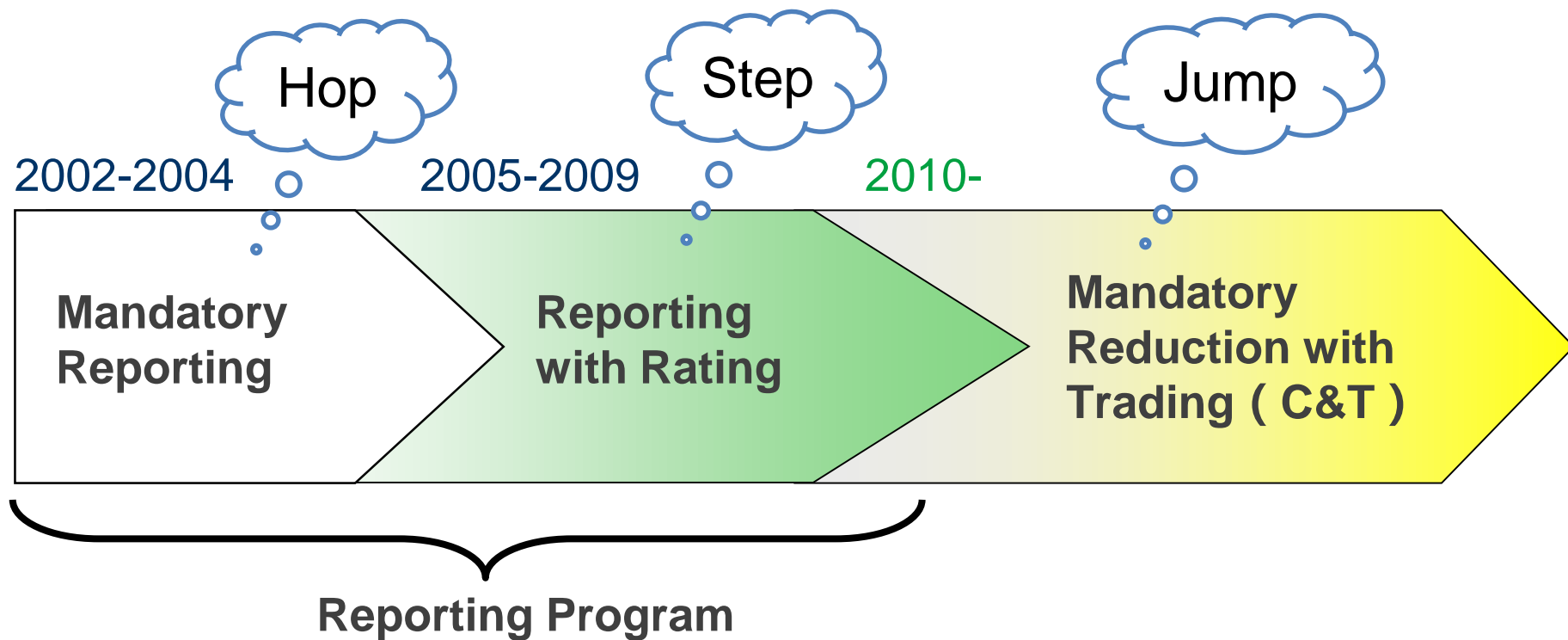


Long-term Benefits of the Carbon Reporting Program



Program Development

Reporting Program ~ C&T



The data collected from the reporting program and the relation between building owners helps introduction of Tokyo **Cap-and-**T**rade Program**



Towards Low Carbon Society

References

TMG Website

www.kankyo.metro.tokyo.jp/en/

TMG Facebook

<http://www.facebook.com/Environment.TMG>

