



GPSC Global Online Series  
*Building Back Better: Green, Healthy and Inclusive Cities*

## Achieving Net Zero Carbon Emissions How Cities Are Preparing to Reach the Goal

Wednesday, 2 December 2020, 08:00–09:15am ET



Global  
Platform for  
Sustainable  
Cities



Supported by



Led by:

WORLD BANK GROUP

# PARIS CLIMATE ACTION PLAN

Paris' carbon neutrality strategy  
*for a fairer, inclusive and resilient city*



ici, demain!  
ensemble pour le climat



# Paris and its region

## Paris

105 km<sup>2</sup> (40.5 sq. miles)

**2,190,237 inhabitants**

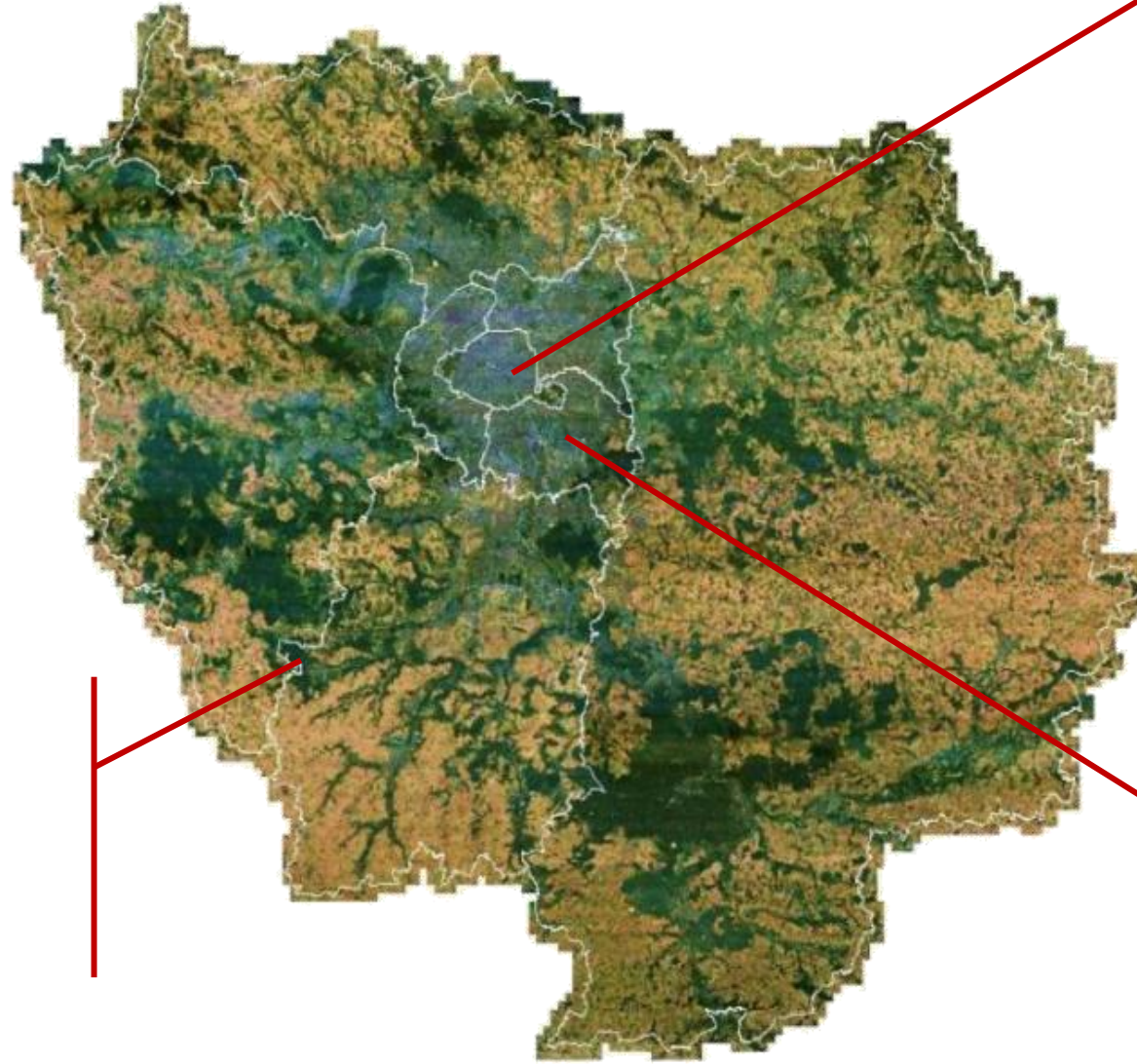
1,803,024 jobs



## Region Île-de-France

12,012 km<sup>2</sup> (4640 sq. miles)

11,746,000 inhabitants

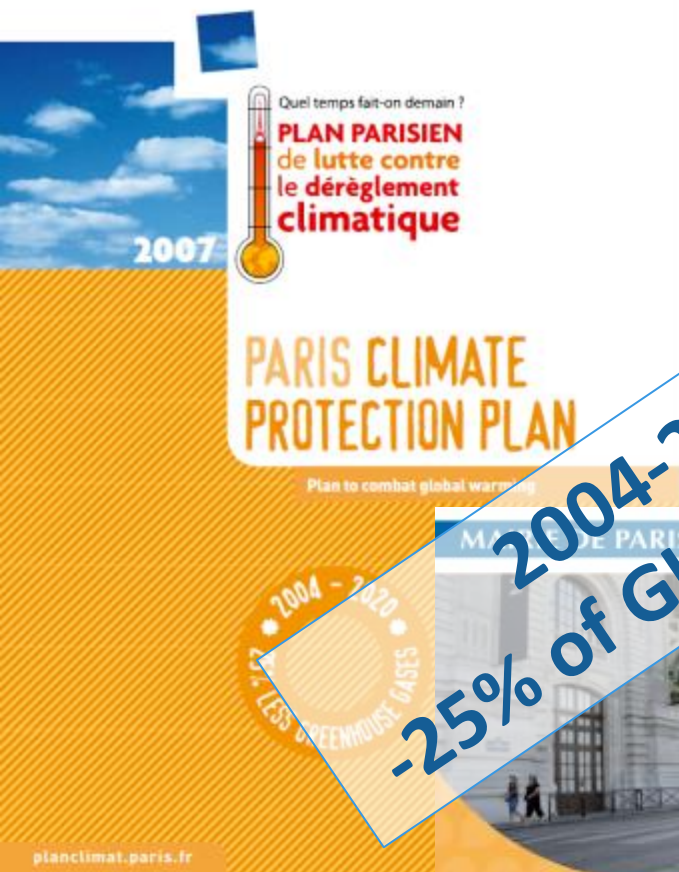


## MGP

762 km<sup>2</sup> (295 sq. miles)

6,695,236 habitants





2004-2020  
-25% of GHG emission



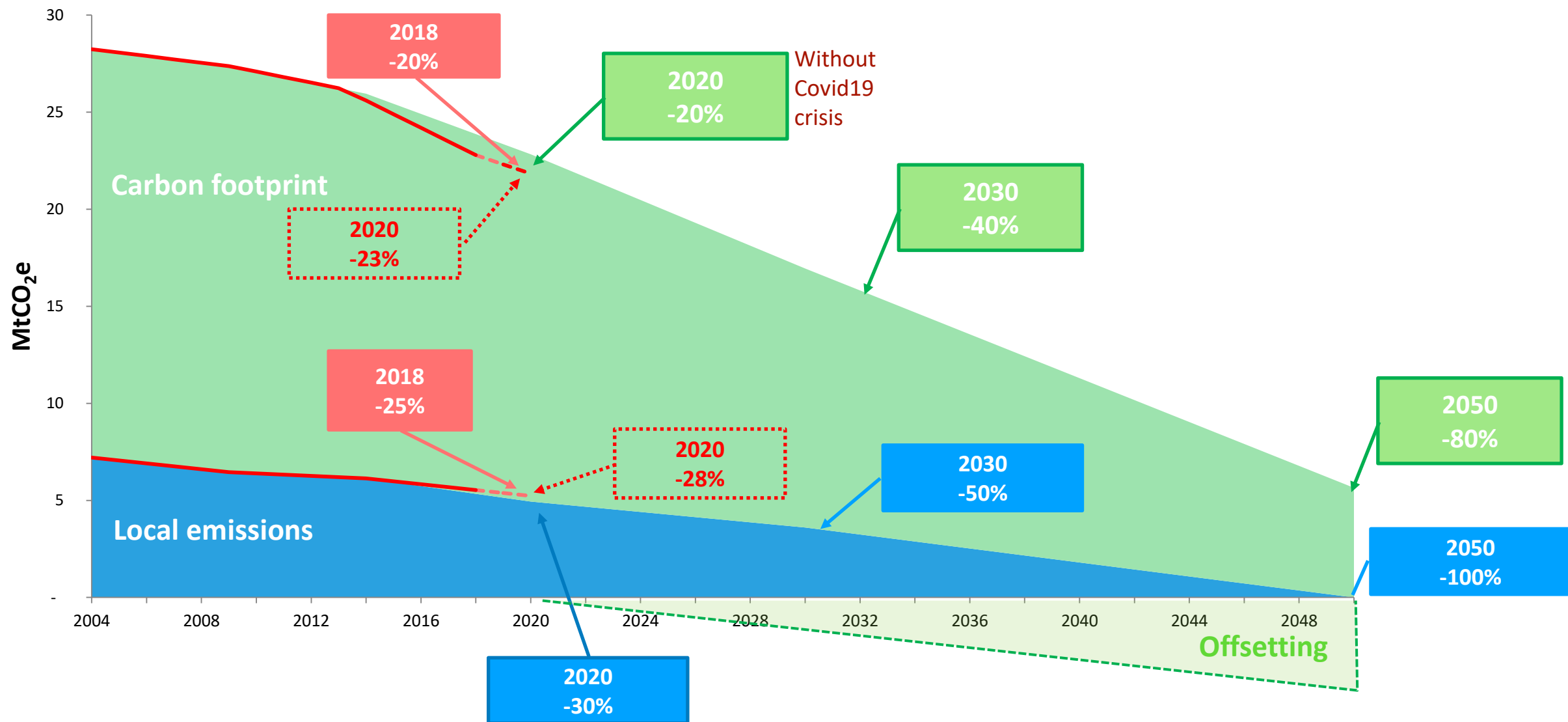
# PARIS CLIMATE ACTION PLAN

TOWARDS A CARBON NEUTRAL CITY  
AND 100% RENEWABLE ENERGIES

Carbon neutral by 2050  
&  
zero local emission



# Carbon neutrality trend to 2050




# Paris' carbon foot print – 22,7 MtCO<sub>2</sub>e (2018)



**FLIGHTS**  
*passengers & goods*  
**7,6**



**FOOD CONSUMPTION**  
**3,9**




**ROAD  
TRANSPORTATION**  
*outside Paris*  
**3,0**



**TERTIAIRY**  
**2,0**



**RESIDENTIAL**  
**1,9**



**1,3**  
**MATERIALS  
CONSTRUCTION**



**UPSTREAM  
ENERGY**  
**1,3**



**TRANSPORT  
within Paris**  
**1,2**



**0,4**  
**WASTE**  
**INDUSTRY**



# CARBON NEUTRALITY

## TARGETS



**50%**

less energy consumption  
by 2050



**100%**

renewable and recovered  
energies by 2050



**20%**

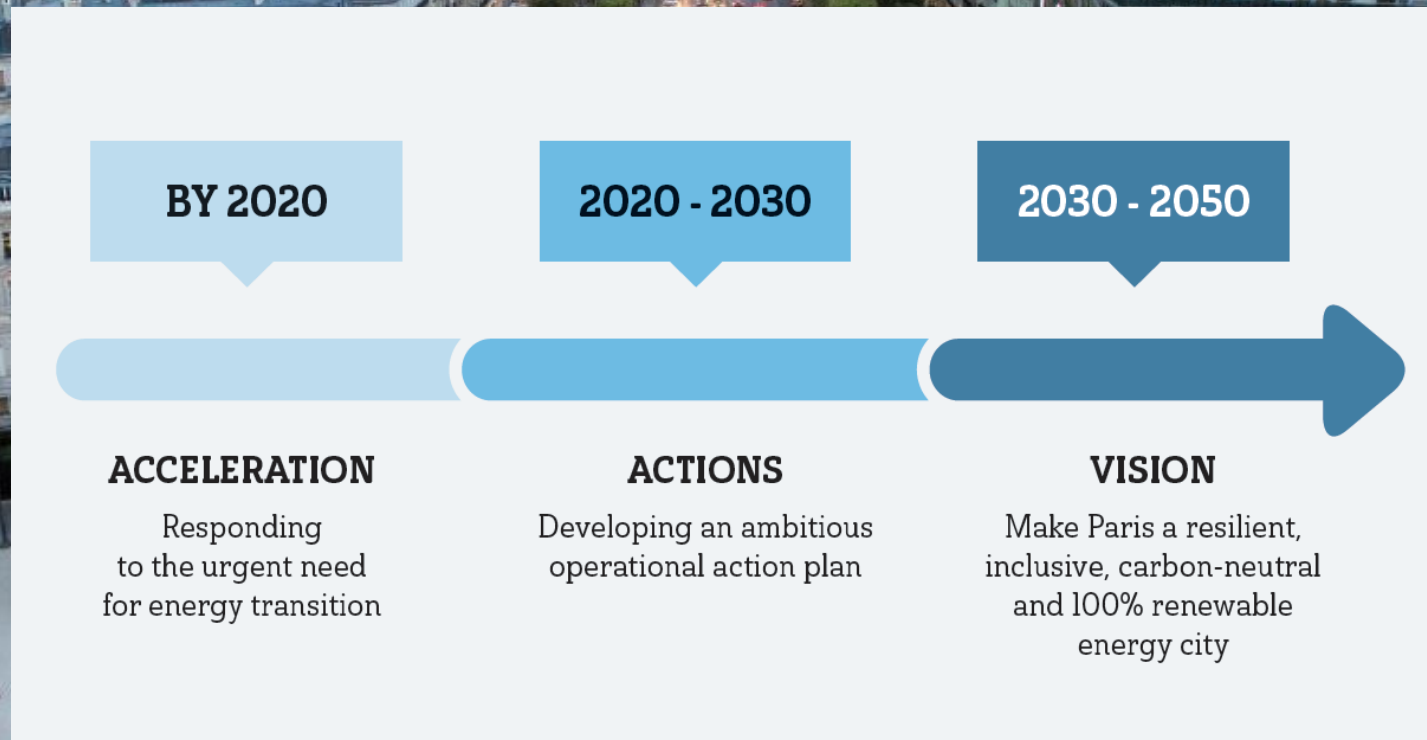
energy consumption  
from local renewable energies  
by 2050



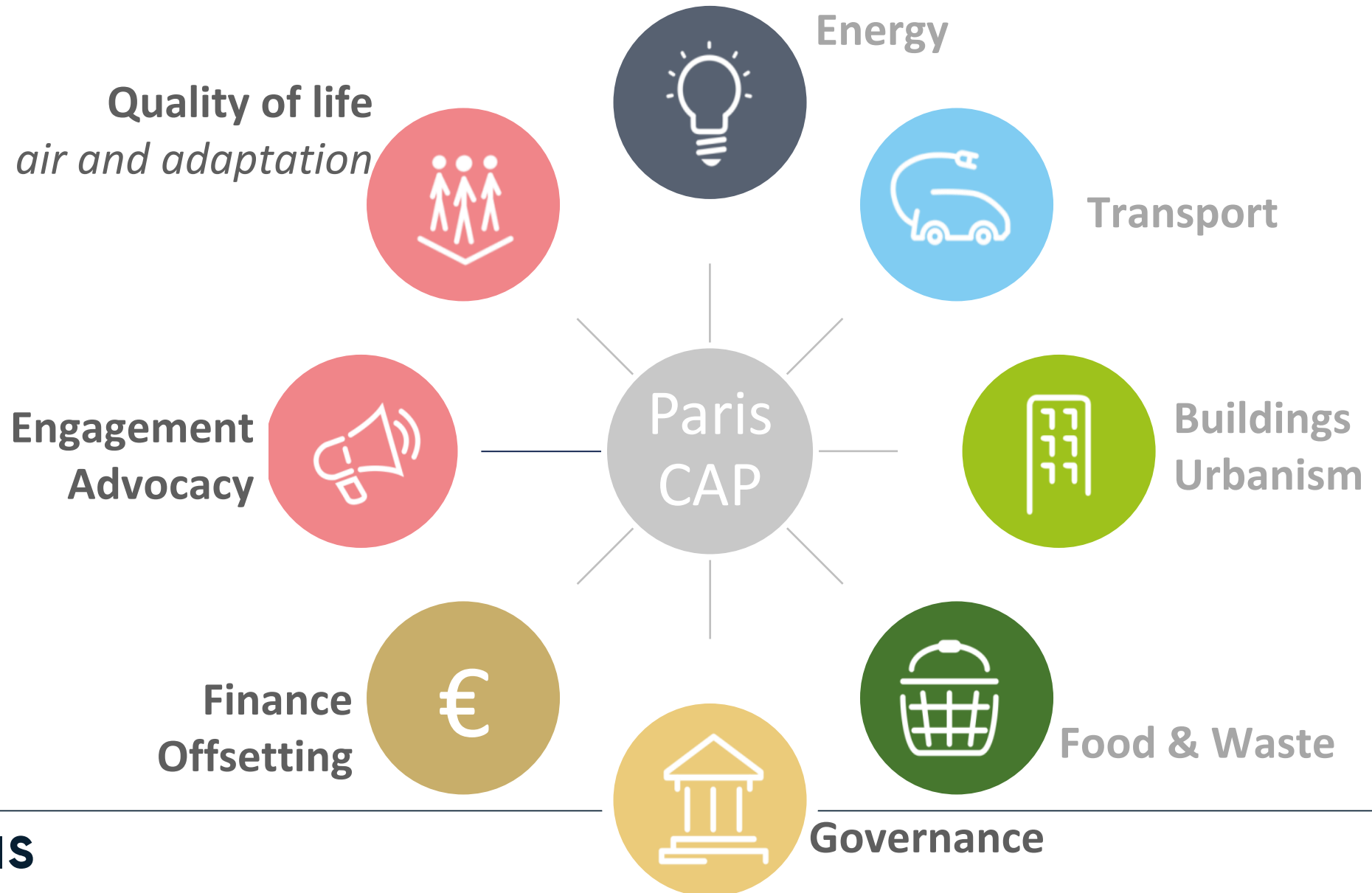
ici, demain!  
ensemble pour le climat



# THREE MILESTONES, ONE URGENT NEED



# Key initiatives / key challenges





# BUILDING AND URBAN PLANNING

## TARGETS



**Paris 100 % eco-renovated**  
to meet the fundamental challenge of fuel poverty  
by ensuring healthy and comfortable housing  
with controlled loads

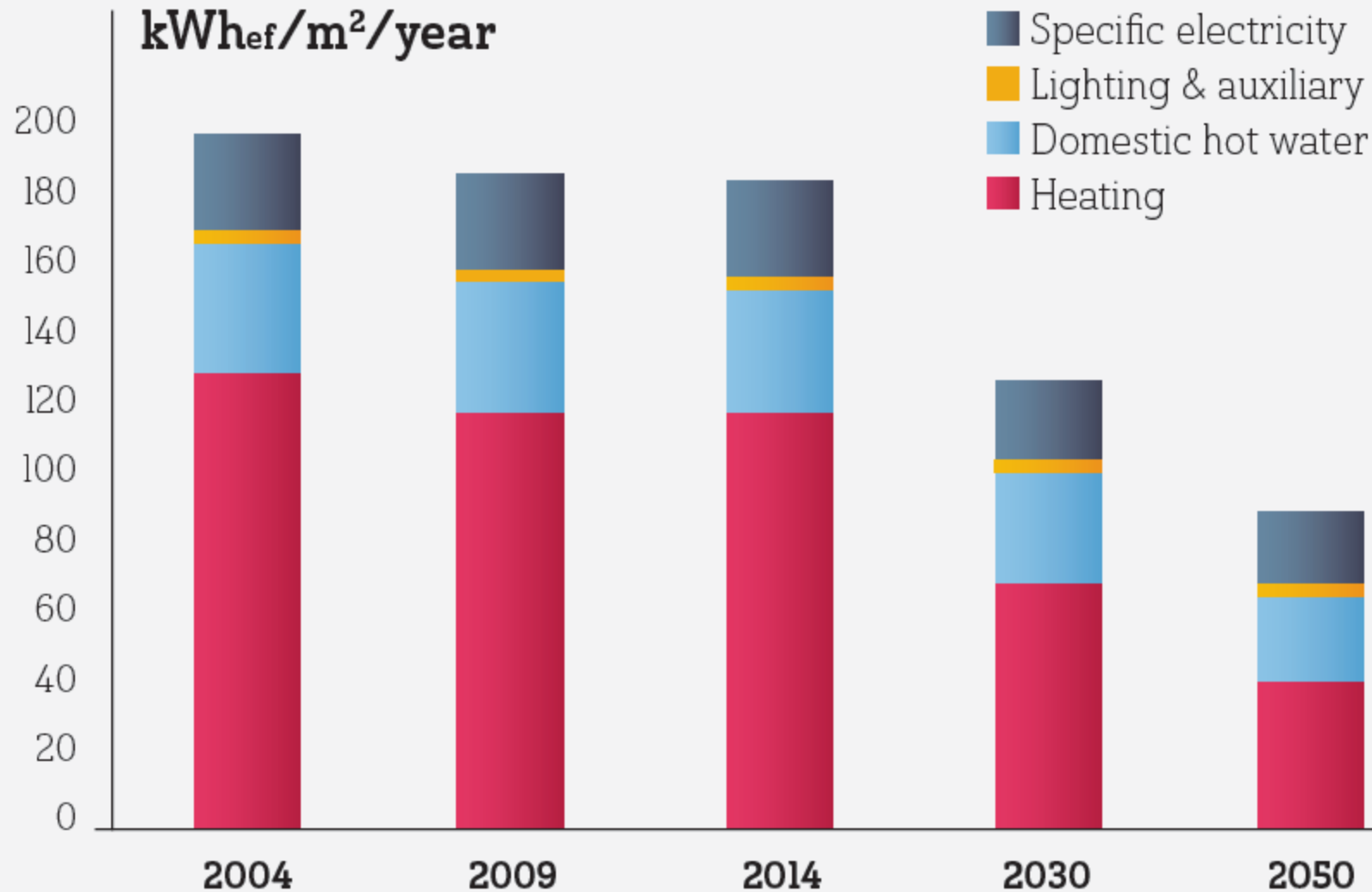


Energy consumption on housing  
**reduced by one third** by 2030  
**and by half** by 2050



**ici, demain!**  
ensemble pour le climat

# Changes in energy consumption in housing by 2050

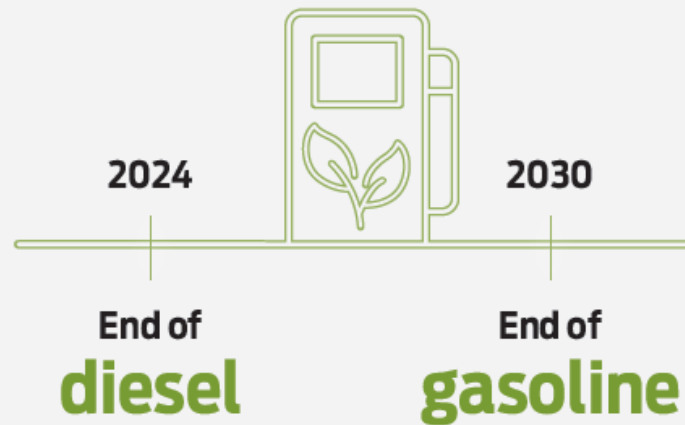


*1 million flats  
&  
50 millions sqm of  
commercials  
to retrofit  
in 30 years*

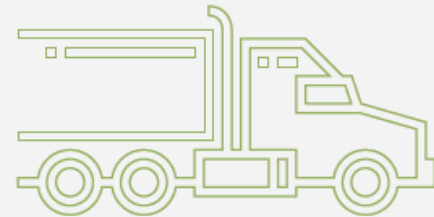


# MOBILITY

## TARGETS



Paris  
**100% cycle-friendly**  
by 2020

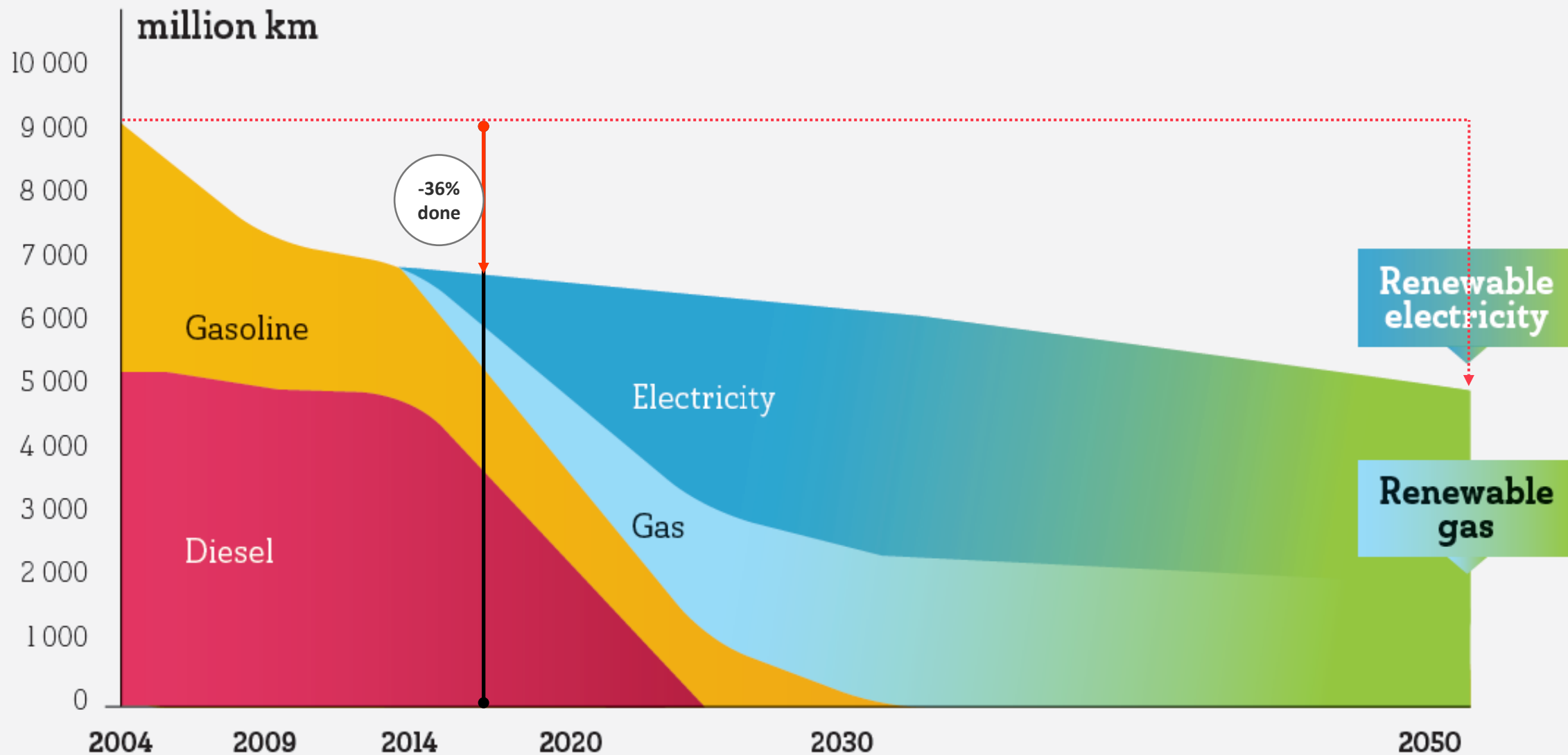


**A low-carbon**  
urban logistics plan  
for Île-de-France region



**ici, demain!**  
ensemble pour le climat

# Energy source evolutions for the local on-road transportation





# WASTE

## TARGETS



**10%**  
less Household  
and Similar Waste  
between 2010 and 2020



**zero waste**  
not valued



**50%**  
reduction of food waste  
by 2025



**ici, demain!**  
ensemble pour le climat



# FOOD

## TARGETS



**40%**

reduction in greenhouse gas  
emissions generated by food  
by 2030



**90%**

sustainable food  
in collective restaurants  
in 2050

Usable agricultural land  
in Île-de-France region

**20%**

**30%**



2030

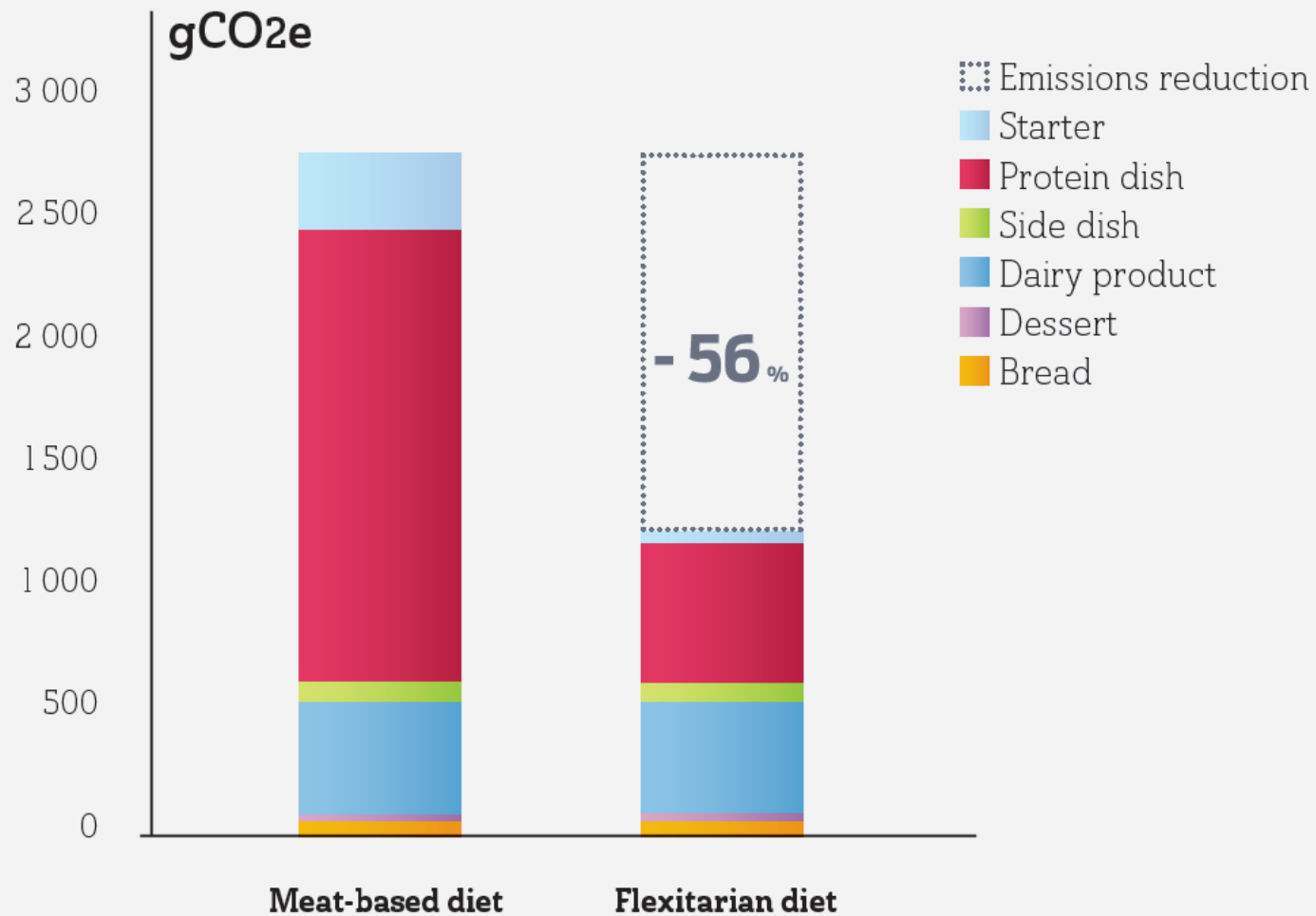
2050



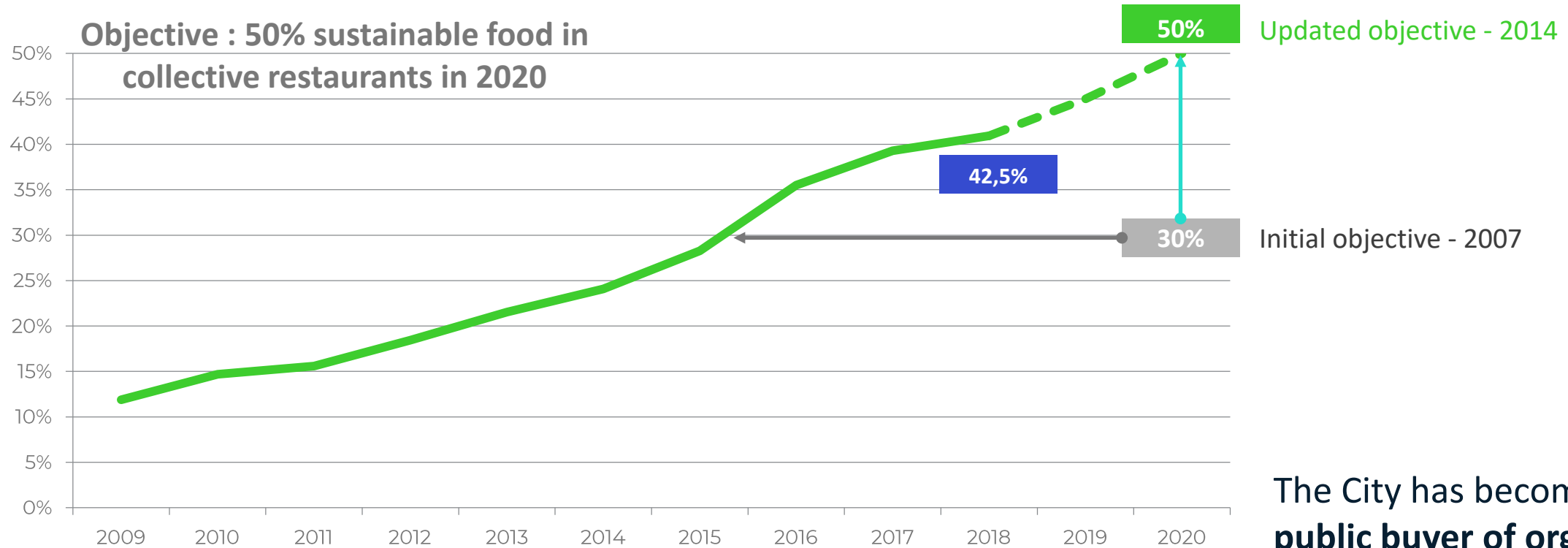
**ici, demain!**  
ensemble pour le climat



# Carbon footprint of a meal



# Results – Administration Sustainable Food Plan



## 30 million meals / year

in 1 200 municipal canteens

(Nurseries, school canteens, day-care centers, staff cafeterias, retirement homes ...)

The City has become the **1<sup>st</sup> public buyer of organic products** in France through procurement for its institutional food services.

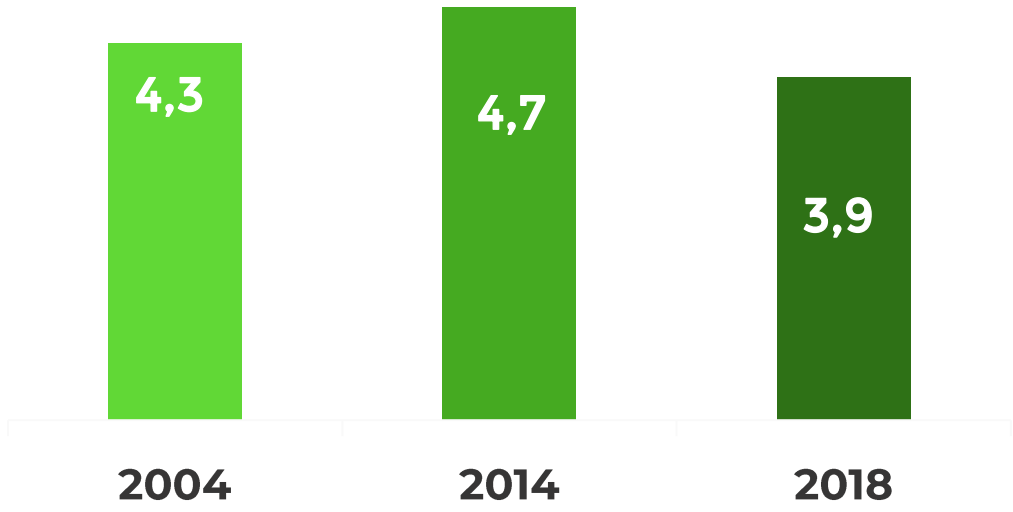


# GHG emissions of food (2004-2018)



3,9 MtCO<sub>2</sub>e

-10% compare to 2004



Prepared meals  
18%

Milk  
13%

Fish  
2%

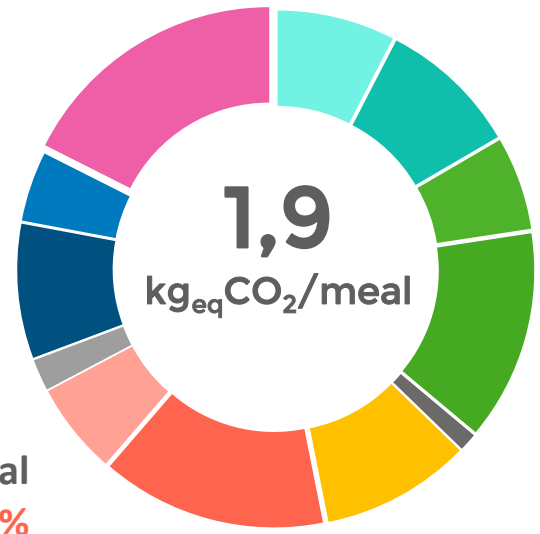
Cereal  
8%

Meats  
10%

Fruits 17%

Vegetables  
19%

Eggs  
1%



PARISIAN AVERAGE MEAL

# AIR

## TARGETS



**Aucun Parisien**

exposé en 2024  
aux seuils critiques  
de polluants de l'air



Agir plus efficacement  
lors des **pics de pollution**



Des Parisiens  
**mieux informés**  
sur la pollution de l'air intérieur



**ici, demain!**  
ensemble pour le climat



# Paris a robust city but....

*From now*

## Heatwaves

Public health and city networks

*From now on*

## Flood

City and public services

*After 2050*

## Water resources

Scarcity anticipation

*From 2050*

## Energy resources

*From now on*

## Biodiversity

Preservation to maintain a quality of life

Health diseases  
Food scarcity  
Climate refugees

# Heat record on July 25, 2019

## RECORDS ABSOLUS DE TEMPÉRATURES MAXIMALES

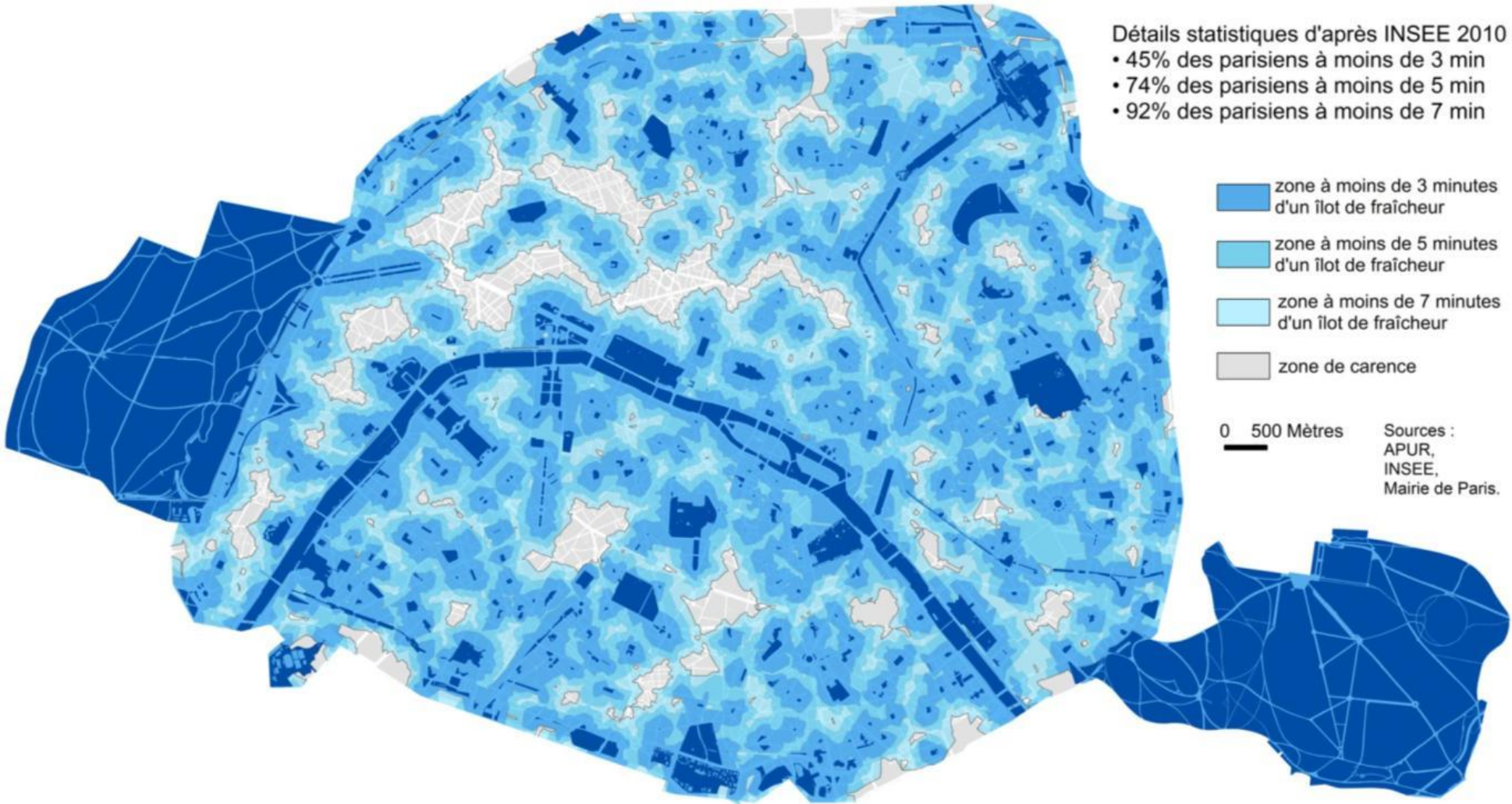
SUR L'ÉPISODE DU 23 AU 25 JUILLET





# No Parisians far away 7' walk of a cool island by 2020

## DESSERTE DES ÎLOTS DE FRAÎCHEUR EN JOURNÉE (HORS ÉQUIPEMENTS)



> 922 cool islands  
during day

> 218 cool islands  
during night

> 1 free app  
« Extrema Paris »



## TARGETS



**A resilient,  
inclusive city,**  
thanks to the mobilization  
of civil society



**40%**  
of the territory covered by  
vegetation  
by 2024



**Refresh the city**  
with new urban  
developments



**A more important  
role for water in the  
city**  
by 2050





# GENERAL INVOLVEMENT, A NEW GOVERNANCE

25 600



A  
G  
O  
R  
A



ParisClimateAction

71

signatories

6

club

520

companies

# Innovation in financing the transition



20% of participatory budget dedicated to climate initiatives (6,5 millions € in 2018)



Green Bonds

2015

300 millions € (1,71%-15y)

2017

320 millions € (1,48%-17y)

2020

300 millions € (0,47%-25y)



PARIS FONDS VERT

2018

150 millions €

Paris Green Fund



bpi**france**

AVIVA

PROBTP





# Reconnect Paris and its countryside



**100%** of renewable  
energy  
in the Paris consumption  
including **20%** of local  
production



**50% of food  
from Paris'  
region by 2030**



**Offsetting 20%**  
residual emissions



PARIS

Merci !  
Thank you !  
¡ Gracias !



ici, demain!  
ensemble pour le climat

Yann FRANÇOISE [yann.francoise@paris.fr](mailto:yann.francoise@paris.fr)

<http://www.paris.fr/planclimat>